








APPENDIX 1
Best Council Plan Performance Summary Quarter 2, 2017/18

No.	Ambition	Priorities	Outcomes - We want everyone in Leeds to:	Key Performance Indicators (KPI) Best Council Plan = BCP * = cumulative		2017/18 Target	Proxy Indicator	Quarter 1 2017/18 Result		Quarter 2 2017/18 Result	
1a	Leeds... A Strong Economy and a Compassionate City	TRANSPORT & INFRASTRUCTURE Connecting people and places, improving air quality, meeting housing needs	Live in good quality, affordable homes within clean and well cared for places	Quarterly BCP KPI: Growth in new homes in Leeds*	Newly Built/Converted Homes	>=4,700 homes (Core Strategy currently target, under review)		614* newly built/converted homes	813 New Homes 	1193* newly built/converted homes	1423* New Homes 
1b					Net Reduction in Long Term Empty Homes			199 net reduction		230 net reduction	
2			Move around a well-planned city easily	Annual BCP KPI: Increase in city centre travel by sustainable transport (bus, train, cycling, walking)	>44.2% of journeys (2016/17 result)	Number of two way bus journeys to Park & Ride sites*	44,462* people (Mar-May 2017) 	93,718* people (Mar-Aug 2017) 			
3				Quarterly BCP KPI: Number of people killed or seriously injured (KSI) in road traffic accidents* (Reported a quarter in arrears, based on calendar quarters)	<=250 people (Local Transport Plan target)		76* people 	148* people 			
4	Quarterly KPI: Reduce number of Children & Young People (CYP) killed and seriously injured (KSI) on the city's roads* (Reported a quarter in arrears, based on calendar quarters)	<=43 CYP (2016 result)		11* children and young people 	21* children and young people 